



Family Reading Tips

Experts agree, it's never too early to read with children. Just as important, children never outgrow the need for their families to be involved in their reading and learning. Here are some tips and ideas that will help you make the most of the myON digital library this summer - with children of any age!

Use multi-media reading tools

The myON digital book reader includes multi-media tools that support readers at any age. Just click on the buttons to turn these tools on or off.

- **Professionally-recorded audio** - Whether you are reading with your child or setting your child up to read independently, you can turn this feature on to listen as the book is read to you. Speed controls are included to slow down or speed up the pace of the audio.
- **Word and sentence highlighting** - When the audio is on, you can select this feature, which highlights the words on the screen as the book is being read.
- **Dictionary** - Just click on any word on any page to see the dictionary, which provides the definition and pronunciation.
- **Zoom feature** - Double-click on the screen to enlarge the image then adjust the view to see the specific portion of the page you are interested in, whether it is the text or a section of the image or illustration.



For a change of pace, use the audio to listen as the story is read to you and your child!

Bond with young children over books

Reading, talking, and singing regularly stimulates brain development in children, according to the American Academy of Pediatrics. Reading print and digital books with young children develops and nurtures a love of reading and books. Exposing children to language through reading not only helps them to develop skills like listening, comprehension and early literacy, it also supports school readiness.

Establish reading routines for toddlers

Incorporate books into everyday routines such as cooking or doing the laundry. These reading experiences will help your little one make the connection between stories and real-life experiences. They also provide an opportunity to relax for a few minutes while you share a book together at any time of the day!



Read with your child wherever you are and whenever you want to read! Use free mobile apps to download books and read them while you're on the go, too!

Skip the summer slide with school-age kids

School-age kids need to keep reading even when school's out to avoid the summer slide. This occurs when students don't use – and even lose – skills they learned during the previous school year.

These simple steps will help your child continue reading and learning all summer long, and help them continue building a love of reading that will last a lifetime!

- Set aside time each day to read.
- Help them find books they want to read.
- Talk with them about the books they are reading.
- Read together whenever possible.

Reading over summer break can help your child achieve grade-level reading proficiency and maintain it. When children read on grade-level they are more self-confident and more likely to stay in school and graduate in good standing.

Build digital literacy skills at any age

As children begin making their own, sometimes independent choices about what they are reading – and begin to engage with digital media – it is important to help them develop sound digital literacy skills.

The myON digital library contains several books that support the development of these important 21st century skills for students of all ages. Find them by using the search and entering “digital literacy” in the text field. Filter results by grade to find age-appropriate titles.

Expand your search by entering related terms like “technology” to give readers a broader context and background for the topic.

From “Reflecting Light”

Activity: Reflecting Materials

Find out which materials **reflect** light best.

What you need





- scissors
- a large shoebox or file box with a lid
- a small flashlight
- sticky tape
- graph paper
- aluminum foil
- white paper
- black paper.

What to do

- 1** Ask an adult to help you cut two eyeholes in the middle of one end of the box. You will look through these holes.
- 2** Cut a hole down one side of the box just big enough to poke the flashlight through at an angle, so you can aim it at the far end inside of the box when the lid is on.
- 3** On the inside of the box, stick a sheet of graph paper across from the side you will poke the flashlight through.

eyeholes

Check for activities and additional resources in the books and try them with your child to help reinforce the information you are reading.



Search

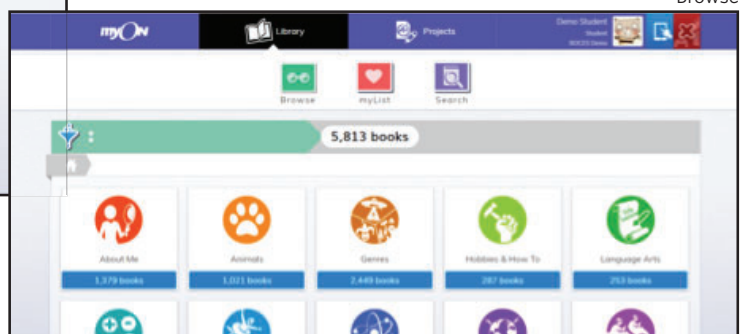


Use the search filters to help your children find books that match their interests, grade and reading level – these are the books that are sure to excite and engage them.

Search or browse our digital library

You can browse and search the myON digital library in much the same way you would browse or search the bookshelves in your local library.

Browse



Use the browse function to view categories and then drill down to sub-topics to help children focus in on books they want to read and explore.